



apcolite
PREMIUM EMULSION

APCOLITE PREMIUM EMULSION COMES WITH STAIN GUARD WHICH ENSURES EFFORTLESS CLEANING OF STAINS FROM THE WALL.

PERFORMANCE YOU
CAN DEPEND ON.

apcolite



APCOLITE PREMIUM EMULSION OFFERS A CONSISTENT AND
DEPENDABLE PERFORMANCE IN THE TOUGHEST CONDITIONS.
SO YOUR WALLS STAY BEAUTIFUL, FOR YEARS.



- X107 PASSION FLOWER
- 0387 MAGNOLIA

**MATT
FINISH**

**RICH MATT
FINISH**



**HIDES SURFACE
UNDULATIONS**



**STAIN
GUARD**




acapolite
PREMIUM EMULSION




- 7880 HONEY MUSTARD
- 0523 COPPER LEAF

WHITES AND NEUTRALS




Morning Glory

0765




Cream Pie

L152




Angel Cloud

L123




Pressed Linen

L150




Pebble White

L136




Natural Linen

L132




Sugared Nut

L126




Pure Ivory

L124




Daybreak

0942



Milky Way

L102



Macadamia

5184



Victorian Wisp

0N68



Puppy Love

3203



Bonewhite

0964



Ivory

0315



Coral Treasure

0975




Sound of Music

8756




Moccasin

8763



Rose Blush

5232



Twilight Hush


0944



Spice


0477

YELLOWS. PINKS AND ORANGES




Lemon Pie

7859




Rose Bud

8035




Touch of Fuschia

8140




Subtle Tint

7899



Waking Earth

8612




White Flame

8708




Kesar Milk

7962




Palace Lights-N

0N17



Essence

8099




Butter Scotch

7866



Fossil

7985



Tinge of Mauve

8107



Autumn Valley

7898



Barley

0572



Baby Blush

8138



Morning Dream

7904



Popsicle

8025



Rose Debut

8082



Martian Sky

7952



Orange Essence


8009




Merrie Pink

0418


GREENS. BLUES AND PURPLES




Limon 7778



Bay Breeze 7476



Delicate Violet 7164




Cascade 0210




Inner Peace 7443



Lavender Spring 7187



Crisp Lettuce 7665



Baby Aqua 7507



Beautiful Berry 7218



English Elms 2387



Rhine Blue 1319



Carefree Breeze 7171



Forest Whisper 7656



Young Boy Blue 7330



Caprice 7008



Harvest Season 7767



Magic Blue 7441



Pink Musing 8202



Summer Fern 7829



Morning Frost 7361



Dash of Purple 7160

HIGHLIGHT WALLS



Sunny Yellow

7861



Mango Mood

X109



Orange Appeal

7949



Orange Silk

7999



Camp Fire

X114



Sunrise

0526



Raspberry Souffle

8054



Cupid

8094



Rich Rouge

X122



Muted Scarlet

8167



Japanese Lilac

7111



Happy Hyacinth

7110



Pigeon Blue- N

0122



Running Stream

7408



Mughal Blue

7359



Surf Green

0266



Ocean Breeze

7504



Teal Magic

7470



Indian Spice

8568



Rustic Pottery

8616



Sleigh Bells

8295

COLOUR COMBINATIONS



Marigold 7986 Yellow Iris 7937



Magnolia 0387 Passion Flower X107



Snow Blush L138 Coral Radiance 2015



Mango Shake 7960 Vivid Orange 7990



Purple Dye 7115 Touch of Rouge 8128



Nursery Pink 8058 Crimson Depth X123



Skimmed Cream L122 Misty Purple 7170



Apricot-N 0501 Iris Impact 7109



Fairytale 7251 Blue Curacao 7360



Jasmine Wisp-N 0943 Oriental Blue 1306



Coral Beach 7969 Land's End 7610



Sunkissed 7833 Burst of Lime 7742



Green Tomato 7730 Ginger Root 7888



Honey Mustard 7880 Copper Leaf 0523

Shades are shown for indication purpose

DIRECTIONS FOR USE



Cleaning: Sand the surface with Sand Paper 180 to remove loose, cracked or flaked paint, paint dust, dirt grease. Wipe clean.



Primer: Apply a coat of Asian Paints TruCare Interior Wall Primer (ST / WT). Allow to dry for 6 – 8 hrs.



Putty: Smoothen the surface by filling dents with thin coat of Asian Paints TruCare Acrylic Wall Putty. Allow drying for 4 – 6 hrs. Sand with Sand Paper 180 and wipe clean.



Primer: Apply a coat of Asian Paints TruCare Interior Wall Primer (ST / WT). Allow to dry for 6 – 8 hrs.



Sanding: Light sand with sand paper 320 / 400 and wipe clean.



Top coat: Thin 1 litre of Apcolite Advanced Emulsion with 400 – 500 ml of water. (In case of Apcolite Premium Emulsion mix 1 litre with 600 – 650 ml of water) Apply 2-3 coats of paint with an interval of 4 hrs between successive coats.

STAIN GUARD: HOW TO REMOVE STAINS?

- Wipe the surface with a clean, dry cloth to remove solid particles from the Wall.
- Remove stains with soft cloth/sponge soaked with soap solution. (Example: MUD, Pencil, Tea, Coffee etc.) Then, immediately wipe it with water to prevent stains from spreading.
- For tougher stains wipe the surface gently with sponge soaked with Mineral Turpentine (Example: Pickle, Oil, Shoe Polish, Crayons etc.)
- Do not use Liquid Bleach to clean stains as it might leave a discoloured patch.
- Early removal of stain will give best results. Degree of Stain removal may vary depending on nature of stain.

For best results use Asian Paints Range of Painting Tools

For best results use Asian Paints TruCare Interior Primers as an undercoat



ASIAN PAINTS SERVICES:



Asian Paints Safe Painting Service
For more information on painting and colour selection,
log on to www.asianpaints.com

Free sample. Not for retail sale.

Asian Paints Limited, 6A, Shantinagar, Santacruz (East), Mumbai - 400055.

V.No. 4/S

06/2019